

RAPIDRY TECHNOLOGY



RapiDry is a cutting edge technology developed in FILA's R&D Center.

Conceived to meet the needs of contemporary materials and surfaces, RapiDry technology allows the installer to save time in installation and everyday cleaning.

RapiDry accelerates and eases cleaning during the tile installation and surface finishing phases, all through a complex blend of additives which advances the drying process, neutralizing product residue deposits.

FILA. Because It Works.



filasolutions.com

Fila Chemicals USA, Corp
Miami, FL 33172 - t +1 305 513 0708 - filausa@filasolutions.com

For more information about products and instructions, carefully read the product labels and technical data sheets at www.filasolutions.com.




SILICONE REFINER

SMOOTH FINISHING SPRAY FOR FRESH SILICONE

- Eases and shapes silicone sealing on smooth surfaces and flexible joints, perfectly finishing the joint after sealant application.
- Allows the silicone to fill the joint, preventing air bubbles



RAPIDRY TECHNOLOGY
FAST DRYING!!



SILICONE REFINER perfectly finishes the surface of silicone joints after application. Suitable for all types of silicone.

- COMPLETELY SAFE:
does not leave slippery residue
- Excellent for all surfaces
- Does not damage or corrode aluminum and steel trims
- Safe for the installer and the environment
- Use indoors and outdoors, ideal for floors and vertical surfaces

Instructions for fast and professional results:

Once the silicone has been applied, before it forms a surface film, spray the product on the joint. Use a FILA Finishing Tool with the most suitable angle to complete the application.

For excellent results on curved joints, FILA recommends spraying the sealant with **SILICONE REFINER** a second time and smoothing it again to level imperfections.

Go to filasolutions.com to find out more.

READY TO USE!

Indicative **COVERAGE** for 24 OZ:
Large format tile: up to 350 linear meters
(1,148 LINEAR FEET)

COMPATIBLE WITH ALL SILICONES ON THE MARKET



THE TILING REVOLUTION

With the **NEW INSTANT SOLUTIONS**,
you get industry approved, state-of-the-art results.



FILA. Because It Works.



filasolutions.com



INSTANT REMOVER


INSTANT CLEANER FOR FRESH CEMENT GROUT

- Eliminates **fresh cement grout residue**, even effective on grout with additives
- Ideal for cleaning the back of **large format tile** prior to installation
- Perfect for **cleaning grouting tools**



RAPIDRY TECHNOLOGY: QUICK, NO FOAM, NO RISING NECESSARY!

Use during installation



INSTANT REMOVER removes fresh cement grout residue during installation, resulting in a clean surface right after grouting. Specifically designed for porcelain and ceramic tile, glass mosaic and quarry tile. Ideal for cleaning the back of large format tile before installation.

- Does not damage grout joints
- Does not damage or corrode aluminum and steel trims
- Safe for the installer and the environment: does not emit harmful fumes
- Use indoors and outdoors, ideal for floors and vertical surfaces

Instructions for fast and effective cleaning:

After the grout has thickened and become opaque, according to the grout manufacturer's instructions (usually about 10 to 30 minutes), carry out an initial cleaning of the surface with a damp sponge.

Proceed with the final cleaning.

Spray **INSTANT REMOVER** evenly over the surface. Let sit for 1-2 minutes, depending on the type of material. Clean using a damp sponge trowel. For stubborn stains, repeat the above instructions after one hour. Refer to the grout manufacturer's instructions for indications about when the surface is safe to use.

Go to [filasolutions.com](https://www.filasolutions.com) to find out more.

READY TO USE!

Indicative **COVERAGE** for 24 OZ:

Large format tile: up to 350 linear meters (1,148 LINEAR FEET)

Mosaic: up to 15 m².



EPOXY PRO


INSTANT CLEANER FOR FRESH EPOXY GROUT

- Eliminates **fresh epoxy grout residue**
- Perfect for **cleaning grouting tools** after installation



RAPIDRY TECHNOLOGY: QUICK, NO FOAM, NO RISING NECESSARY!

Use during installation



EPOXY PRO removes fresh epoxy grout residue during installation, resulting in a clean surface right after grouting. Perfect for the professional cleaning of porcelain, glazed ceramic tile, glass mosaic and glazed quarry tile. Ideal for cleaning grouting tools after use.

- Viscous consistency: the formula can be easily applied on vertical surfaces
- Does not damage grout joints
- Does not damage or corrode aluminum and steel trims
- Safe for the installer and the environment: does not emit harmful fumes
- Does not foam, no rising necessary
- Use indoors and outdoors, ideal for floors and vertical surfaces

Instructions for fast and effective cleaning:

To remove fresh epoxy grout:

Remove the excess grout according to the manufacturer's instructions. Carry out an initial cleaning of the surface with a damp sponge. Proceed with the final cleaning.

Spray **EPOXY PRO** evenly on the surface. Let sit for up to 3 minutes. Wipe with a white **Scotch Brite**® sponge without applying too much pressure, then rinse thoroughly. If cleaning takes place a few hours after grouting, let the product sit on the surface for about 20 minutes.

Go to [filasolutions.com](https://www.filasolutions.com) to find out more.

READY TO USE!

Indicative **COVERAGE** for 24 OZ:

Large format tile: up to 350 linear meters (1,148 LINEAR FEET)

Mosaic: up to 15 m².

FOR PORCELAIN AND CERAMIC TILE, GLASS MOSAIC AND QUARRY TILE

FOR PORCELAIN AND CERAMIC TILE, GLASS MOSAIC AND QUARRY TILE